



AUSTRALIAN SUPERBIKE CHAMPIONSHIP

Phillip Island GP Circuit - Vic

OFFICIAL TEST

January 30

SUPERSPORT 300 / YAMAHA R3 CUP / MOTO 3

Practice 2

PRESENTED BY



Date: 30/01/17
 Event: P04
 Weather: Light rain - 24.5C
 Track: Wet - Temp: 23.8C

Started at: 10:49:31
 Laps: 30 Min
 Starters: 13
 Printed at: 11:22


CLASSIFICATION

Pos	No	Name	Class	Machine	Fastest Lap	On Lap	Behind Prev	Behind Leader	Top Speed
1	33	Reid BATTYE (NSW)	S300	Kawasaki ER 300	2:01.494	11 of 11			190
2	1	Brandon DEMMERY (NSW)	S300	Yamaha R3 321	2:03.278	10 of 10	1.784	1.784	183
3	93	Drew SELLS (VIC)	S300	Kawasaki ER 300	2:06.796	10 of 12	3.518	5.302	182
4	70	Troy RYAN ()	S300	Kawasaki ER 300	2:08.525	10 of 11	1.729	7.031	179
5	14	Broc PEARSON (QLD)	S300	Yamaha R3 321	2:09.208	4 of 4	.683	7.714	183
6	81	Matthew CARTELLONE (QLD)	S300	Kawasaki ER 300	2:09.496	12 of 12	.288	8.002	176
7	39	Scott NICHOLSON (VIC)	S300	Kawasaki ER 300	2:11.342	11 of 12	1.846	9.848	176
8	355	Laura BROWN (NSW)	S300	Kawasaki ER 300	2:11.572	13 of 13	.230	10.078	189
9	86	Oli BAYLISS (NSW)	S300	Kawasaki ER 300	2:12.850	11 of 13	1.278	11.356	181
10	65	Jonah SITA (WA)	S300	Yamaha R3 321	2:16.818	5 of 5	3.968	15.324	176
11	133	Grace POUTCH (WA)	S300	Kawasaki ER 300	2:17.073	4 of 7	.255	15.579	176
Not enough laps									
NC	15	Bronson PICKETT (WA)	S300	Kawasaki ER 300	.000	0 of 0		-	49
								2:01.494	
NC	71	Tom EDWARDS (QLD)	S300	Kawasaki ER 300	.000	0 of 0		-	
								2:01.494	

Scott Laing

Chief Time Keeper - Scott Laing

Clerk of Course - Simon Maas



Computime Race Timing Systems Pty Ltd © 1996
 Licensed to Computime Race Timing Systems
www.computime.com.au

COMPUTIME RACE TIMING SYSTEMS PTY LTD
 9 Timber Lane, Glen Waverley, Vic 3150. Ph : 0418 17 13 17
 E-mail : scott@computime.com.au





AUSTRALIAN SUPERBIKE CHAMPIONSHIP

Phillip Island GP Circuit - Vic

OFFICIAL TEST

January 30

SUPERSPORT 300 / YAMAHA R3 CUP / MOTO 3

Practice 2

PRESENTED BY



Date: 30/01/17
 Event: P04
 Weather: Light rain - 24.5C
 Track: Wet - Temp: 23.8C

Started at: 10:49:31
 Laps: 30 Min
 Starters: 13
 Printed at: 11:22

LAP TIMES

No	Name	Lap 1	Lap 2	Lap 3	Lap 4	Lap 5	Lap 6	Lap 7	Lap 8	Lap 9	Lap 10
1	Brandon DEMMERY (NSW)	2:56.639	2:21.784	2:13.831	2:09.535	2:06.958	2:06.061	2:04.927	2:04.879	2:03.314	2:03.278
14	Broc PEARSON (QLD)	2:53.531	2:12.444	2:09.279	2:09.208						
33	Reid BATTYE (NSW)	2:23.762	2:09.026	2:06.378	2:06.137	5:28.638	2:20.399	2:06.243	2:04.150	2:03.651	2:02.994
		10	2:01.494								
39	Scott NICHOLSON (VIC)	2:26.518	2:18.178	2:15.754	2:15.427	4:38.758	2:20.820	2:13.916	2:13.055	2:11.691	2:12.510
		10	2:11.342	2:13.158							
65	Jonah SITA (WA)	2:37.756	2:23.373	2:20.116	2:16.880	2:16.818					
70	Troy RYAN ()	2:42.737	2:16.039	2:16.337	2:17.859	2:15.156	2:14.315	2:10.885	2:11.304	2:10.469	2:08.525
		10	2:08.710								
81	Matthew CARTELLONE (QLD)	2:29.116	2:16.125	2:14.711	2:15.140	2:13.462	2:13.865	2:13.597	2:11.235	2:10.497	2:10.193
		10	2:09.517	2:09.496							
86	Oli BAYLISS (NSW)	2:33.243	2:19.052	2:17.388	2:14.486	2:14.458	2:14.925	2:13.826	2:13.081	2:13.671	2:13.165
		10	2:12.850	3:20.501	2:14.849						
93	Drew SELLS (VIC)	2:18.096	2:10.280	2:11.924	2:08.508	3:32.371	2:19.304	2:09.028	2:08.310	2:07.594	2:06.796
		10	2:14.770	2:06.838							
133	Grace POUTCH (WA)	2:27.123	2:20.529	2:17.974	2:17.073	2:22.761	13:42.873	2:27.457			
355	Laura BROWN (NSW)	2:38.107	2:29.152	2:25.900	2:24.060	2:17.564	2:16.304	2:14.293	2:16.397	2:16.406	2:17.968
		10	2:15.505	2:13.314	2:11.572						

Scott Laing
 Chief Time Keeper - Scott Laing

.....
 Clerk of Course - Simon Maas



Computime Race Timing Systems Pty Ltd © 1996
 Licensed to Computime Race Timing Systems
www.computime.com.au

COMPUTIME RACE TIMING SYSTEMS PTY LTD
 9 Timber Lane, Glen Waverley, Vic 3150. Ph : 0418 17 13 17
 E-mail : scott@computime.com.au



Date: 30/01/17
 Event: P04
 Weather: Light rain - 24.5C
 Track: Wet - Temp: 23.8C

 Started at: 10:49:31
 Laps: 30 Min
 Starters: 13
 Printed at: 11:22



SPLIT TIMES

Lap	Split 1	Split 2	Split 3	Split 4	Lap Time	Spd	Lap	Split 1	Split 2	Split 3	Split 4	Lap Time	Spd
1 Brandon DEMMERY (NSW) (2nd)							6	37.323	39.858	26.297	37.342	2:20.820 P	
1	55.425	49.375	30.739	41.100	2:56.639 P		7	32.317	38.514	25.705	37.380	2:13.916	175
2	34.436	41.799	27.151	38.398	2:21.784	176	8	32.064	38.556	25.565	36.870	2:13.055	174
3	32.993	39.126	25.663	36.049	2:13.831	181	9	32.285	37.735	25.209	36.462	2:11.691	173
4	32.349	37.630	24.541	35.015	2:09.535	181	10	32.201	38.058	25.364	36.887	2:12.510	173
5	31.151	37.000	24.182	34.625	2:06.958	183	11	32.031	38.157	25.328	35.826	2:11.342	172
6	31.307	36.513	23.720	34.521	2:06.061	180	12	31.899	38.874	26.163	36.222	2:13.158	176
7	30.912	36.306	23.652	34.057	2:04.927	178	65 Jonah SITA (WA) (10th)						
8	30.639	36.173	23.627	34.440	2:04.879	179	1	40.548	46.336	29.219	41.653	2:37.756 P	
9	30.321	35.995	23.442	33.556	2:03.314	182	2	34.797	41.611	27.600	39.365	2:23.373	171
10	30.201	35.981	23.562	33.534	2:03.278	183	3	33.669	41.169	26.843	38.435	2:20.116	172
14 Broc PEARSON (QLD) (5th)							4	33.006	39.710	26.588	37.576	2:16.880	174
1	51.564	48.135	33.129	40.703	2:53.531 P		5	32.757	39.814	26.369	37.878	2:16.818	176
2	32.091	37.996	25.823	36.534	2:12.444	176	70 Troy RYAN () (4th)						
3	31.475	37.191	25.148	35.465	2:09.279	179	1	52.350	42.596	28.615	39.176	2:42.737 P	
4	31.000	37.129	25.522	35.557	2:09.208	183	2	32.954	39.328	26.847	36.910	2:16.039	174
33 Reid BATTYE (NSW) (1st)							3	32.965	39.687	26.446	37.239	2:16.337	178
1	42.013	40.320	25.272	36.157	2:23.762 P		4	32.922	39.708	27.060	38.169	2:17.859	178
2	31.514	38.042	24.277	35.193	2:09.026	182	5	32.363	39.045	26.505	37.243	2:15.156	177
3	30.139	36.687	23.925	35.627	2:06.378	187	6	32.442	38.452	26.185	37.236	2:14.315	178
4	30.532	37.123	23.841	34.641	2:06.137	184	7	32.127	36.881	25.777	36.100	2:10.885	177
5	30.047	39.188	25.711	3:53.692	5:28.638	188	8	32.063	37.781	25.684	35.776	2:11.304	164
6	42.317	38.202	24.412	35.468	2:20.399 P		9	31.443	37.202	25.738	36.086	2:10.469	175
7	30.682	37.066	24.126	34.369	2:06.243	183	10	31.128	36.764	25.262	35.371	2:08.525	179
8	29.979	36.109	23.570	34.492	2:04.150	184	11	30.969	37.240	25.018	35.483	2:08.710	178
9	30.110	36.325	23.286	33.930	2:03.651	182	81 Matthew CARTELLONE (QLD) (6th)						
10	29.874	36.287	23.073	33.760	2:02.994	185	1	39.099	42.357	27.705	39.955	2:29.116 P	
11	29.327	36.087	23.029	33.051	2:01.494	188	2	32.917	39.729	26.178	37.301	2:16.125	169
39 Scott NICHOLSON (VIC) (7th)							3	32.335	38.834	26.329	37.213	2:14.711	173
1	38.916	41.276	27.297	39.029	2:26.518 P		4	31.906	39.427	26.620	37.187	2:15.140	173
2	33.852	40.132	26.464	37.730	2:18.178	171	5	31.839	38.209	26.187	37.227	2:13.462	176
3	33.045	39.408	25.997	37.304	2:15.754	174	6	31.828	38.484	26.143	37.410	2:13.865	173
4	32.845	39.783	26.080	36.719	2:15.427	173	7	32.398	38.021	26.342	36.836	2:13.597	176
5	32.278	39.224	26.269	3:00.987	4:38.758	176	8	31.363	37.710	25.406	36.756	2:11.235	172



Chief Time Keeper - Scott Laing

Clerk of Course - Simon Maas


 Computime Race Timing Systems Pty Ltd © 1996
 Licensed to Computime Race Timing Systems
www.computime.com.au
COMPUTIME RACE TIMING SYSTEMS PTY LTD
 9 Timber Lane, Glen Waverley, Vic 3150. Ph : 0418 17 13 17
 E-mail : scott@computime.com.au


Date: 30/01/17
 Event: P04
 Weather: Light rain - 24.5C
 Track: Wet - Temp: 23.8C

 Started at: 10:49:31
 Laps: 30 Min
 Starters: 13
 Printed at: 11:22

SPLIT TIMES

Lap	Split 1	Split 2	Split 3	Split 4	Lap Time	Spd	Lap	Split 1	Split 2	Split 3	Split 4	Lap Time	Spd
9	31.836	37.750	25.116	35.795	2:10.497	170	10	30.619	37.224	23.978	34.975	2:06.796	178
10	31.619	37.547	25.329	35.698	2:10.193	170	11	31.324	39.660	28.489	35.297	2:14.770	179
11	30.919	37.710	25.127	35.761	2:09.517	172	12	30.327	37.151	24.143	35.217	2:06.838	181
12	30.964	37.320	25.411	35.801	2:09.496	173							
86 Oli BAYLISS (NSW) (9th)							133 Grace POUTCH (WA) (11th)						
1	43.355	43.024	27.950	38.914	2:33.243 P		1	37.300	42.638	27.733	39.452	2:27.123 P	
2	33.943	40.431	27.128	37.550	2:19.052	174	2	34.264	41.251	26.995	38.019	2:20.529	175
3	33.038	39.377	27.349	37.624	2:17.388	176	3	33.329	40.134	26.467	38.044	2:17.974	176
4	32.756	38.893	26.274	36.563	2:14.486	178	4	33.722	39.880	26.283	37.188	2:17.073	173
5	32.642	38.222	26.513	37.081	2:14.458	181	5	33.238	43.496	27.047	38.980	2:22.761	175
6	32.291	38.528	26.863	37.243	2:14.925	180	6	34.146	13:08.727			13:42.873	176
7	32.182	38.469	26.439	36.736	2:13.826	180	7	38.217	42.669	27.636	38.935	2:27.457 P	
8	32.215	38.993	25.598	36.275	2:13.081	176	355 Laura BROWN (NSW) (8th)						
9	32.100	38.780	26.215	36.576	2:13.671	180	1	42.224	44.920	29.007	41.956	2:38.107 P	
10	31.970	38.610	26.092	36.493	2:13.165	174	2	37.234	43.492	29.236	39.190	2:29.152	163
11	32.331	38.470	25.594	36.455	2:12.850	174	3	35.216	42.951	28.440	39.293	2:25.900	171
12	31.879	38.101	28.887	1:41.634	3:20.501	176	4	35.576	42.274	27.629	38.581	2:24.060	177
13	37.015	37.163	24.970	35.701	2:14.849 P		5	34.051	40.562	26.624	36.327	2:17.564	175
93 Drew SELLS (VIC) (3rd)							6	33.153	39.739	26.320	37.092	2:16.304	189
1	35.622	40.060	25.791	36.623	2:18.096 P		7	33.339	38.882	25.894	36.178	2:14.293	184
2	31.573	38.294	24.703	35.710	2:10.280	175	8	33.501	39.585	26.392	36.919	2:16.397	182
3	31.571	38.153	26.249	35.951	2:11.924	181	9	32.806	40.166	26.532	36.902	2:16.406	187
4	31.088	37.799	24.519	35.102	2:08.508	179	10	33.152	40.290	27.244	37.282	2:17.968	178
5	30.681	41.284	27.591	1:52.815	3:32.371	182	11	33.542	38.959	26.028	36.976	2:15.505	182
6	38.926	38.285	25.672	36.421	2:19.304 P		12	32.998	38.491	26.083	35.742	2:13.314	182
7	31.395	37.663	24.603	35.367	2:09.028	179	13	31.645	37.974	26.086	35.867	2:11.572	185
8	30.911	37.611	24.343	35.445	2:08.310	182							
9	31.024	37.323	23.985	35.262	2:07.594	178							



Chief Time Keeper - Scott Laing

Clerk of Course - Simon Maas



Computime Race Timing Systems Pty Ltd © 1996

Licensed to Computime Race Timing Systems

www.computime.com.au
COMPUTIME RACE TIMING SYSTEMS PTY LTD

9 Timber Lane, Glen Waverley, Vic 3150. Ph : 0418 17 13 17

E-mail : scott@computime.com.au





AUSTRALIAN SUPERBIKE CHAMPIONSHIP

Phillip Island GP Circuit - Vic

OFFICIAL TEST

January 30

SUPERSPORT 300 / YAMAHA R3 CUP / MOTO 3

Practice 2

FASTEST LAPS SEQUENCE



Date: 30/01/17
 Event: P04
 Weather: Light rain - 24.5C
 Track: Wet - Temp: 23.8C

Started at: 10:49:31
 Laps: 30 Min
 Starters: 13
 Printed at: 11:22

Race Time	No	Name	Machine	Fastest Lap	On Lap
3:12.181	39	Scott NICHOLSON (VIC)	Kawasaki ER 300	2:26.518	1
5:02.831	93	Drew SELLS (VIC)	Kawasaki ER 300	2:18.096	1
7:13.111	93	Drew SELLS (VIC)	Kawasaki ER 300	2:10.280	2
7:23.400	33	Reid BATTYE (NSW)	Kawasaki ER 300	2:09.026	2
9:29.778	33	Reid BATTYE (NSW)	Kawasaki ER 300	2:06.378	3
11:35.915	33	Reid BATTYE (NSW)	Kawasaki ER 300	2:06.137	4
23:29.427	1	Brandon DEMMERY (NSW)	Yamaha R3 321	2:06.061	6
23:35.345	33	Reid BATTYE (NSW)	Kawasaki ER 300	2:04.150	8
25:38.996	33	Reid BATTYE (NSW)	Kawasaki ER 300	2:03.651	9
27:41.990	33	Reid BATTYE (NSW)	Kawasaki ER 300	2:02.994	10
29:43.484	33	Reid BATTYE (NSW)	Kawasaki ER 300	2:01.494	11

Scott Laing

Chief Time Keeper - Scott Laing

Clerk of Course - Simon Maas



Computime Race Timing Systems Pty Ltd © 1996
 Licensed to Computime Race Timing Systems
www.computime.com.au

COMPUTIME RACE TIMING SYSTEMS PTY LTD
 9 Timber Lane, Glen Waverley, Vic 3150. Ph : 0418 17 13 17
 E-mail : scott@computime.com.au





AUSTRALIAN SUPERBIKE CHAMPIONSHIP

Phillip Island GP Circuit - Vic

OFFICIAL TEST

January 30

SUPERSPORT 300 / YAMAHA R3 CUP / MOTO 3

Practice 2

PRESENTED BY



Date: 30/01/17
 Event: P04
 Weather: Light rain - 24.5C
 Track: Wet - Temp: 23.8C

Started at: 10:49:31
 Laps: 30 Min
 Starters: 13
 Printed at: 11:22

BEST PARTIAL TIMES

Pos	Split 1		Split 2		Split 3		Split 4		LAP		Ideal	Fastest
	Name	Time	Name	Time	Name	Time	Name	Time	Name	Time		
1	R. BATTYE	29.327	B. DEMMERY	35.981	R. BATTYE	23.029	R. BATTYE	33.051	R. BATTYE	2:01.494	2:01.494	
2	B. DEMMERY	30.201	R. BATTYE	36.087	B. DEMMERY	23.442	B. DEMMERY	33.534	B. DEMMERY	2:03.158	2:03.278	
3	D. SELLS	30.327	T. RYAN	36.764	D. SELLS	23.978	D. SELLS	34.975	D. SELLS	2:06.431	2:06.796	
4	M. CARTELLO	30.919	B. PEARSON	37.129	O. BAYLISS	24.970	T. RYAN	35.371	T. RYAN	2:08.122	2:08.525	
5	T. RYAN	30.969	D. SELLS	37.151	T. RYAN	25.018	B. PEARSON	35.465	B. PEARSON	2:08.742	2:09.208	
6	B. PEARSON	31.000	O. BAYLISS	37.163	M. CARTELLO	25.116	M. CARTELLO	35.698	M. CARTELL	2:09.053	2:09.496	
7	L. BROWN	31.645	M. CARTELLO	37.320	B. PEARSON	25.148	O. BAYLISS	35.701	O. BAYLISS	2:09.713	2:12.850	
8	O. BAYLISS	31.879	S. NICHOLSO	37.735	S. NICHOLSO	25.209	L. BROWN	35.742	S. NICHOLSO	2:10.669	2:11.342	
9	S. NICHOLSO	31.899	L. BROWN	37.974	L. BROWN	25.894	S. NICHOLSO	35.826	L. BROWN	2:11.255	2:11.572	
10	J. SITA	32.757	J. SITA	39.710	G. POUTCH	26.283	G. POUTCH	37.188	J. SITA	2:16.412	2:16.818	
11	G. POUTCH	33.238	G. POUTCH	39.880	J. SITA	26.369	J. SITA	37.576	G. POUTCH	2:16.589	2:17.073	

Scott Laing
 Chief Time Keeper - Scott Laing

.....
 Clerk of Course - Simon Maas



Computime Race Timing Systems Pty Ltd © 1996
 Licensed to Computime Race Timing Systems
www.computime.com.au

COMPUTIME RACE TIMING SYSTEMS PTY LTD
 9 Timber Lane, Glen Waverley, Vic 3150. Ph : 0418 17 13 17
 E-mail : scott@computime.com.au

